



An Introduction to
Shapeys®
Educational Books

The Author

Adrian Alexander, who created, wrote and illustrated the Shapeys® series of educational books, is an English teacher from Great Britain.

The Team

Adrian was assisted by a team of international editors and English teachers.

The Research


The team studied the teaching of English through school curriculums in the UK, the USA and Singapore. The results were used to create the Shapeys series ensuring that the series is relevant for school use, either to use as the main teaching books to form a curriculum or as a supplementary series. An additional 16 books have been added to this new series.

The Language Used


The books are written in UK English.

Structure


The Shapeys® educational products are based around the four Shapeys® characters.




Baw



Boo



Mimi



Gaga


The stories are based on everyday experiences, places and situations young children are likely to encounter.

Structure

A full set of the Shapeys® educational books consists of;-



48 Reading Books



16 Activity Books

Subjects

The Shapeys® educational books cover four subjects:-

English

Mathematics

Science

Life Skills

Levels




The four subjects are divided into two levels:-



Level 1 is targeted at 4-6 years old or students who have completed a phonics programme.

Level 2 is targeted at 6-8 years old or students who are becoming confident in reading English.

The book covers are colour coded by subject and by level.



Level 1 reading books have 16 pages

Level 2 reading books have 24 pages

How the System Works

1

a) Decide what you wish to teach your students.

b) Refer the “Easy Guide*” to select the correct Reading Books, Activity Book and Lesson Plan.

Shapeys English Level 1

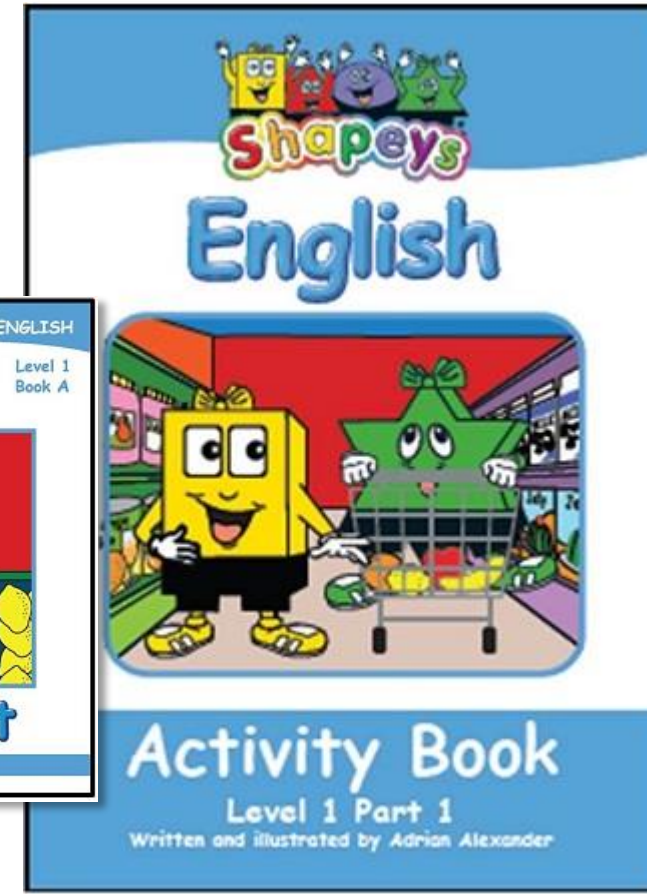

Number	Teaching Focus	Main Focus	Description	Subject	Activity Book	Exercise	Theme	Reading Book	Lesson Plan
1	Grammar	Personal Pronouns and verb	I am	English	Level 1 Part 1	1	Myself	Talking Fruit	English Level 1 Lesson 1
2	Vocabulary	Parts of the body	Parts of the body	English	Level 1 Part 1	2	Myself	I Have Pink Hair	English Level 1 Lesson 2
3	Vocabulary	Parts of the body	Parts of the body	English	Level 1 Part 1	3	Myself	I Have Pink Hair	English Level 1 Lesson 2
4	Vocabulary	Parts of the body	Parts of the body	English	Level 1 Part 1	4	Myself	I Have Pink Hair	English Level 1 Lesson 2
5	Grammar	Personal Pronouns	We	English	Level 1 Part 1	5	My Family	I Have Pink Hair	English Level 1 Lesson 3
6	Grammar	Personal Pronouns	She	English	Level 1 Part 1	6	My Friends	Talking Fruit	English Level 1 Lesson 4
7	Grammar	Personal Pronouns	He	English	Level 1 Part 1	7	My Friends	Talking Fruit	English Level 1 Lesson 4
					Level 1 Part 1	8	My Friends	I Have Pink Hair	English Level 1 Lesson 5
								I Have Pink Hair	English Level 1 Lesson 5

* Shapeys® Easy Guides are available via the Shapeys® website and can be accessed by password supplied on request.

How the System Works

2

Gather the reading books and the activity books indicated in the “Easy Guide.”











How the System Works

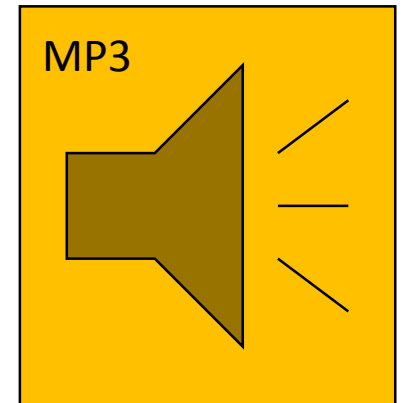
3

Prepare for the lesson by using the free Shapeys® Lesson Plan provided or write your own.*

Shapeys® also provides free MP3 files for each reading book.**

Shapeys Lesson Plan					
Subject:	English	Level:	1	Number:	1
Reading Book "Talking Fruits" Level 1 Book A		Teachers preparation for the lesson: 1. Bring the fruits shown in the story, a lemon, a banana, an orange and an apple. 2. Prepare a list of fruit names 3. Make a copy of FA1, FA2.			
Learning objectives for this lesson Forming sentences using "I am" Fruit names					
Suggested Timing	Lesson				
① 	1. Read the book, or play the MP3 audio file.				
② 	2. Ask engaging questions like "Which part of the book do you like the best?" "What fruit in the story do you like the most?" "What fruit that was not in the story do you like the most?" On the board, write a list of all the fruits the children mention. Then add to your prepared list.				
③ 	3. Turn to page 4 and 5. Read out loud and then get the children to repeat after you. Similarly with pages 7 and 8, 10 and 11 and 13 and 14.				
④ 	4. This part of the lesson should encourage the children to speak for themselves. They should be encouraged to say "I am. Ask the children what fruits they would like to pretend to be, then, get them to say "I am a _____ I am juicy, I am fresh. You are the best shopper, pick me!" All of the other children should be encouraged to respond "How funny the _____ is talking to me!"				
⑤ 	5. Ask the children to think of three sentences beginning with "I am" Give suggestions such as "I am Mary" or "I am five years old" or "I am tall" Use yourself as an example. Encourage each child to take turn and introduce themselves.				
⑥ 	6. Complete the exercises.				
Follow up Activity English Activity Book Level 1 Part 1 Exercise 1 FA1, FA2		Other Activity 1. Hand out and complete FA1 and FA2. 2. Write the words <i>five years old</i> , <i>six years old</i> , <i>seven years old</i> , on the board. Give a sentence example such as "I am Simon. I am six years old." Have the children form their own sentences.			

© Adrian Alexander. Shapeys is a registered trademark. www.shapeys.com, email: info@shapeys.com



* Shapeys® Lesson Plans are available via the Shapeys® website and can be accessed by password supplied on request.

** Shapeys MP3 Files are available via the Shapeys® website and can be accessed by password supplied on request. The stories on the MP3 Files are read aloud by an English actress to ensure that the correct pronunciation is used.

How the System Works

4

When teaching, read the story out loud, or play the MP3 file. Follow the Shapeys® Lesson Plan instructions.

Turn to the inside of the back cover of the reading book and recap the lesson with the students.

Let's Recap

GRAMMAR

I + am	I am a lemon. I am yellow. I am fresh.
You + are	You are the best shopper. Pick me!
is	Gaga is pushing a trolley in the supermarket. The orange is talking to me.

VOCABULARY

colours



fruits



How the System Works

5


Ask the students to complete the activity relating to the lesson.

Shapeys My Friends

Exercise 10

Read each sentence carefully. Colour the correct answer for each sentence.

Example



I **am** Mimi.
I **am** a girl.
I **have** a pencil.
I **like** yellow.

1 You Mimi.
2 You a girl.
3 You a pencil.
4 You yellow.

11

Free on the Shapeys® website

5

Comprehensive Easy Guides

Teaching Lists

240

Easy to use Lesson Plans

Words for Nursery Rhymes

160

Fun Activities

Classroom Games

32

MP3's read by an English Actress

Additional Work Sheets



www.shapeys.com